

MARKANT



Matrix FS

Specsheet

Dual Motor Desk Frame

General Features

Max. load	Up to 100kg*
Constant speed	3-Stage Column: Up to 40mm/s*
Weight of package	33~40Kg*
Standby power	< 0.1W
Accessories	USB Chargers (TFA1/TFA3), Anti-Collision Sensor (TCS1), Wireless Chargers (TWC)

High strength and stability – Steel construction
Pre-assembled frame kit – Significantly reduces installation time
*It varies upon the selection of components.



Color (RAL Classic)

- Black
- Grey
- White

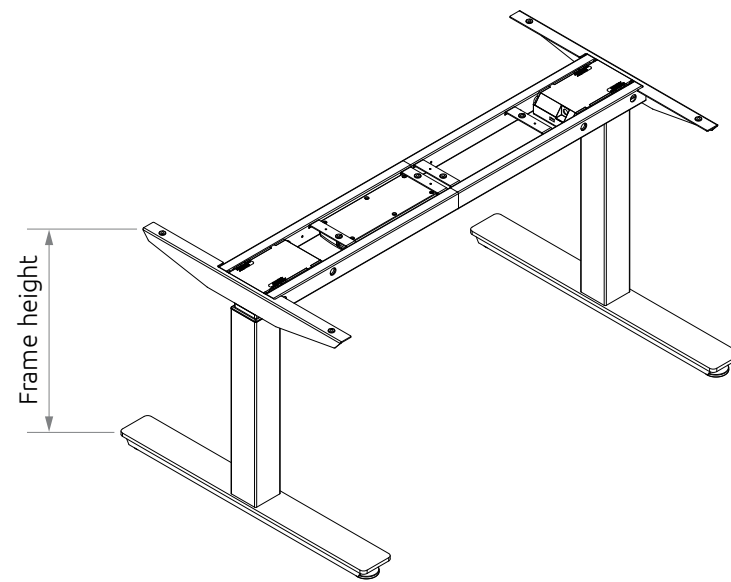
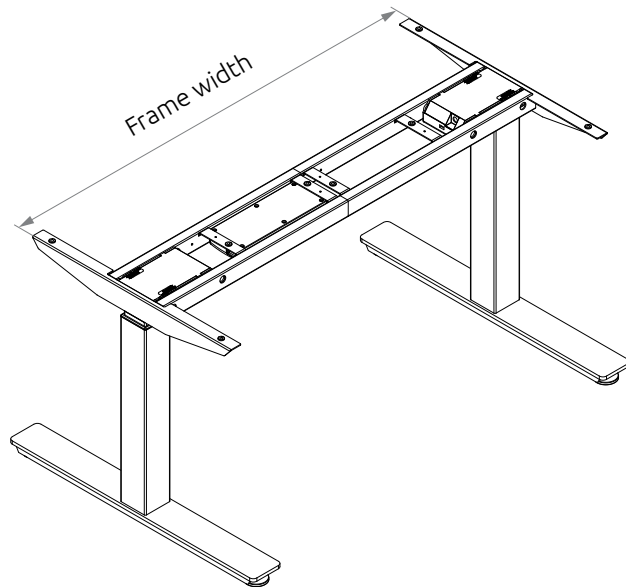
Dimension

Frame & Work Surface

Frame dimensions (mm)		Recommended work surface dimensions (mm)	
Width (mm)	Width (mm)	Depth (mm)	
1050~1700	1100~1800	700~1000	


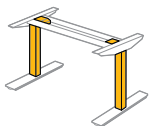
Hight Range

Column type	Frame height (mm)	Stroke (mm)
3-Stage	630~1280	650



Column type

- 3-Stage



Square
70 x 70 mm

Hand Control



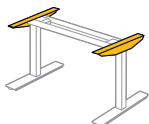
Up-down button



Memory display

Top support

(Fixation holes for tabletop)



Foot




Matrix FS lifting columns

Matrix FS lifting columns are specifically designed for use in ergonomic desks and work tables. Using multiple Matrix FS lifting columns with compatible Matrix FS control boxes and Matrix FS controls, work surfaces can be controlled quietly and smoothly with synchronous movement. All Matrix FS control boxes have a less than 0.1W standby power option that reduces power consumption. Our wide range of columns offers customers the solutions they require to satisfy their project requirements. The Matrix FS has a three stage telescopic outer tube that is designed for a narrow-top, wide-bottom square appearance.

General Features

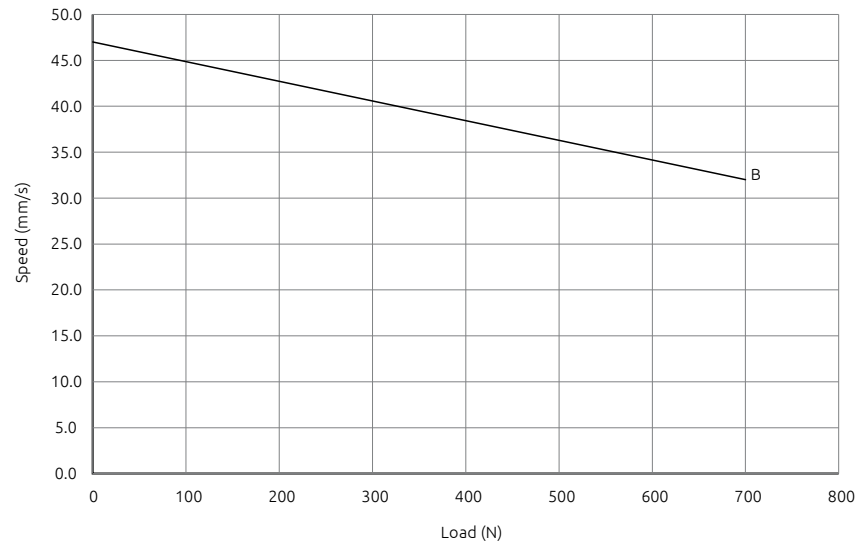
Max. load	700N (push)
Max. speed at max. load	32mm/s
Max. speed at no load	47mm/s
Retracted length	Standard (compatible with foot): 590
Dimension of outer tube	70*70mm square
Stages	3-stage
Stroke	650 / 660 (M, S) mm
Output signals	Hall sensors
Voltage	24V DC
Color	Black, white, grey
With motor house	



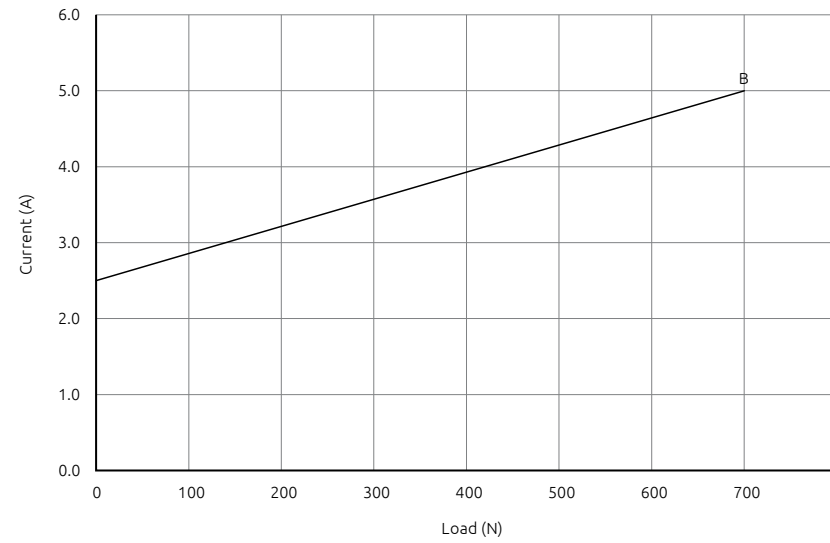
Performance Data (24V DC Motor)

Motor Speed (5200RPM)

Speed vs. Load



Current vs. Load



Note

- 1 The performance data in the curve charts shows theoretical value.

Stroke & Retracted Length (mm)

Foot Assembly

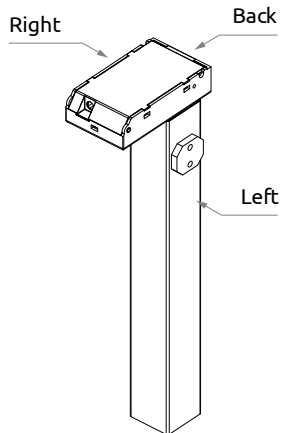
	Standard
Standard, with Foot	650 / 590
Extended Outer Tube for Shoe (Excluding Shoe)	650 / 610

Note

- 1 Only specific TEK could be with the shoes, please refer to TEK speccode


Bracket

Standard direction

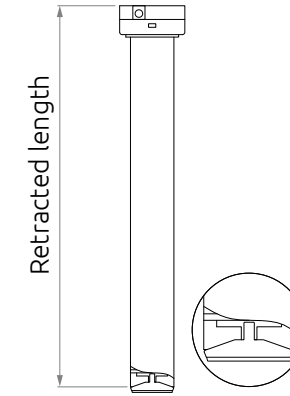


Foot Assembly

Standard, with foot

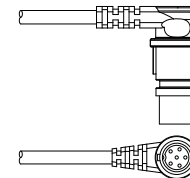


Extended outer tube for shoe (excluding shoe)

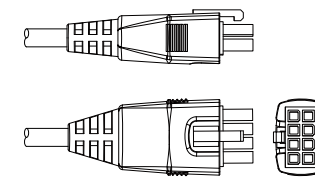


Connector

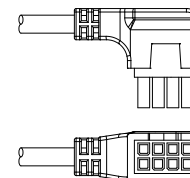
1 = DIN 6P, 90° plug



E = Molex 8P, 180° plug, standard



F = Molex 8P, 90° plug, without anti-clip, for TC22 / TC23





'It's about the way you work'

T +31 (0) 30 693 69 69

E sales@markantoffice.com

markantoffice.com